






























Pool maintenance schedule

If your pool has a pH balance that constantly gets a little too high, you could start to notice some pretty significant problems. It can even be dangerous for swimmers, killing the chlorine benefits and posing some serious health concerns.

Here are some things that indicate low pH:

- Skin and eye irritation
- Scaling
- Clogged filters and pipes
- High chlorine demand
- Cloudy water

Monday	Tuesday	Wednesday	Thursday	Friday	Saturday	Sunday
 			 			
			 			
			 			
			 			

				
Skim	Vacuum	Chemical treatment and testing	Shock	Heater checkup

pH Up Plus & pH Down Plus are available in

- 4x1 Gallon Cases
- 5 Gallon Pails
- 30 Gallon Drums
- 55 Gallon Drums
- 320 Gallon Totes



vanguardclean.com